


Cinnamon Toast



What you need to prepare


Ingredients

- ❖ Loaf of bread
- ❖ Sugar
- ❖ Cinnamon
- ❖ Margarine

Tools

- ❖ Toaster
- ❖ Spatula
- ❖ Butter knife

Bring a loaf of bread



Bring margarine



Bring butter knife



Use the butter knife and get some margarine



Spread the margarine on the loaf of bread



Bring sugar



Sprinkle about half a handful of sugar on a small plate



Sprinkle the sugar that's on the plate onto the toast



Bring cinnamon



Sprinkle the amount of cinnamon
that's is best suited for you



Open the toaster



Place the toast inside the toaster



Close the toaster and toast



Set the timer to 5min and press start!!



Wait 5min!!

After 5min turn off the toaster



Open the toaster




Bring a spatula



Use the spatula to get the toast



Place your toast on the plate and
ENJOY!!



Disclaimer

Spectrum Visions Global, Inc. (“SVG”) provide only the space in its website to post Recipes, and does not warrant or assume any legal liability or responsibility for the accuracy, completeness, safety or usefulness of any information, apparatus, product, or process disclosed in this website. SVG does not warrant or make any representation that any and all of Recipes posted on SVG’s website do not infringe upon any third party’s rights. SVG does not endorse or recommend any of the Recipes posted in its website. The views and opinions of authors of Recipes expressed or implied on SVG’s Web sites do not necessarily state or reflect those of SVG, and they may not be used for the purposes of showing SVG’s approval or endorsement.